

WOODLANDS  KNITS



MOSS  
HAVEN  
by Lív Ulven

Share on Instagram:

#mosshavensweater

#woodlandsknits #livulven

@woodlandsknits

woodlandsknits.com

MOSS HAVEN is a modified drop-shoulder sweater design with an oversized, cosy fit. It's the perfect everyday sweater, offering a touch of luxury with its cloud-like appearance. The design includes thoughtful details such as subtle shoulder shaping and armhole shaping for sizes 3 and up, enhancing its fit and wearability.

**The story behind the design**

The inspiration behind the design actually lies in an unfortunate event of accidentally felting my favourite store-bought silk mohair blend sweater in the washing machine. For the longest time, I had plans to eventually create a knitting pattern inspired by it, but had put it off – after all, I still had my sweater. So now, with no measurements on hand but only the idea and memory of it, I set out to create a sweater that embodied the essence of my old sweater – a soft, comfortable, cloud that feels luxurious yet is unassuming enough in its design to be perfect for everyday wear. One of my favourite things about the original was its mossy colour, containing multiple different shades – so I tried to recreate the colour depth with three different colourways of KFO Soft Silk Mohair, something I highly recommend playing around with to make one uniquely yours!

This also inspired the name – MOSS HAVEN. The mossy colour and delicate softness are reminiscent of a feeling venturing in a deep forest or into a ravine – with stone walls and fallen trees covered in moss – invoking a sense of refuge and haven - a feeling captured in this sweater.



**Intended ease**

Please choose a size with 18-28 cm/ 7-11 in of positive ease. For the best results, please view the table and schematic (pages 4 and 5) to review the measurements at other body points. With greater discrepancies in upper chest and full chest measurements, I recommend going with the upper chest measurement. The sample in the photos is in size 2 with 26 cm/ 10.25 in positive ease.

Size	1	2	3	4	5	6	7	8	9
Finished chest circumference (cm)	100	110	120	130	140	150	160	170	180
Finished chest circumference (in)	39.25	43.25	47.25	51.25	55	59	63	67	70.75

**Yarn** (Lace+Lace+Lace)

Knitting for Olive - Soft Silk Mohair (70% Mohair, 30% Silk, 25g = 225m/ approx. 245 yd) - colourways 'Hazel', 'Nut Brown' and 'Dusty Moose' - all held together. You will need the following amount for **each** of the 3 colourways:

Size	1	2	3	4	5	6	7	8	9
Meters	725	825	945	1050	1140	1240	1325	1455	1575
Yards	795	900	1035	1150	1245	1355	1450	1590	1720
Grams	80	90	105	115	125	140	145	160	175
Balls	4	4	4-5	5	5-6	6	6	7	7-8

❶ The provided meterages/ yardages (yds approx. due to rounding) already include a safety margin. However, please note that your individual yarn consumption may vary based on your yarn, gauge, size, and the desired sleeve/body length. It is advisable to get a little more than you think you'll need.

**Yarn substitutes**

Any silk mohair yarn of choice, held triple. If you want to achieve a result close to the original but don't want to use silk mohair, you should use a yarn that is lightweight, fluffy, and has a lot of halo, such as brushed alpaca (e.g., Sandnes - Børstet Alpaka, Kaos Yarn - Organic Brushed Alpaca). Blown yarns also provide a lightweight alternative, such as CaMaRose Snefnug or Isager Eco Soft. However, you can also use any yarn that meets the gauge, but please be mindful that different yarns and fibers will behave differently. I would still recommend using lightweight woolen spun yarns or soft unspun yarn (such as Nutiden from Höner och Eir, Manchelopsis from Wooldreamers) held single, double, or together with a strand of silk mohair for best results.

**Gauge**

The gauge is 16 sts and 23 rows/rnds per 10 cm/ 4 in, worked with a 4.5 mm (US 7) needle in st st, measured after blocking.

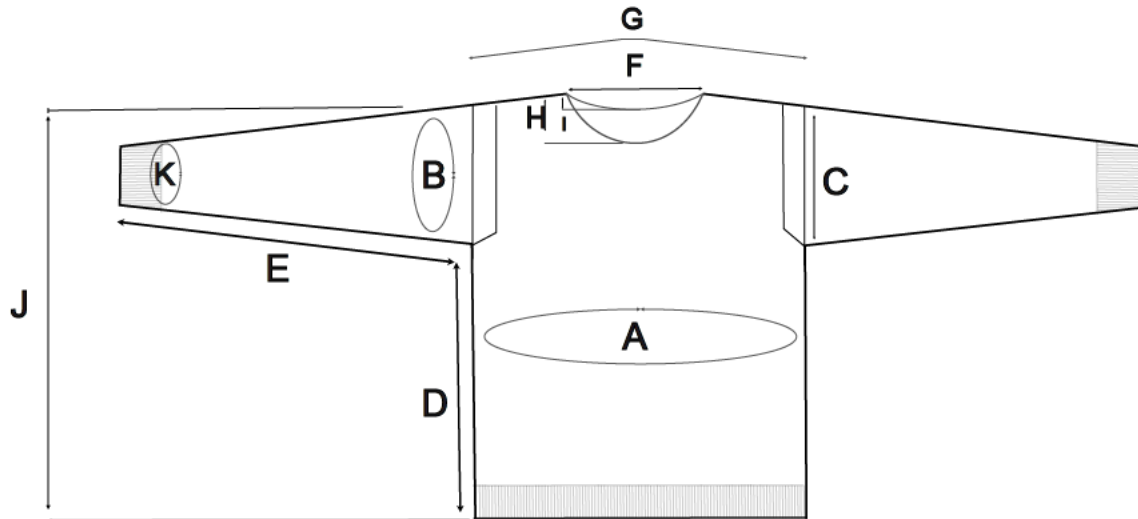
The gauge for the ribbing is 20 sts per 10 cm, worked with a needle size 3.0 mm (US 2.5), measured after blocking.

**Needles**

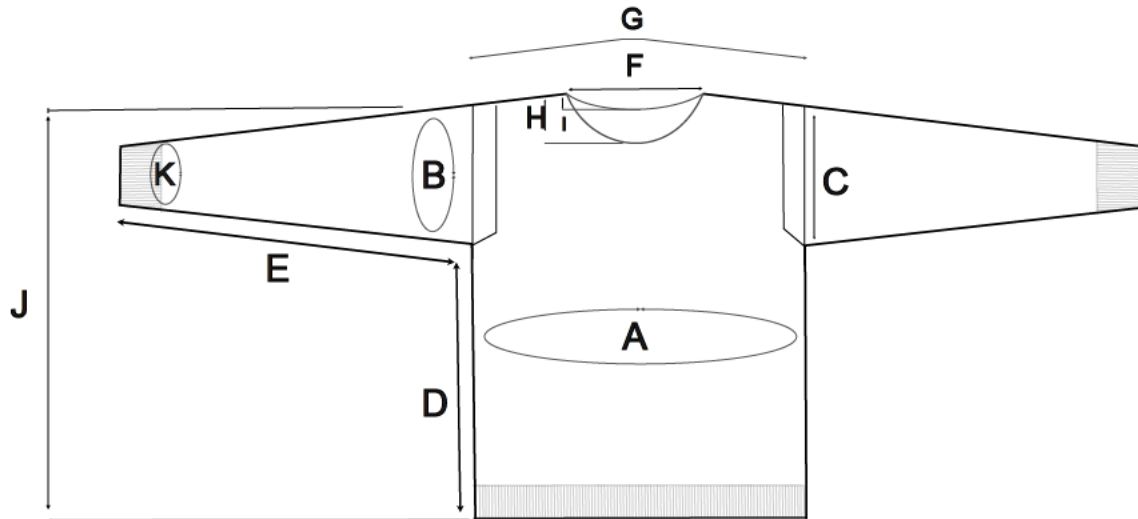
3.0 mm (US 2.5) and 4.5 mm (US 7) 60-120 cm/ 24-47 in circular needles and/or DPNs.

**Notions**

Stitch markers, stitch holders, a tapestry needle, measuring tape, and scissors.



Size	1	2	3	4	5	6	7	8	9
With the recommended ease of 18-28 cm, this garment will fit full chest from (cm)	72	82	92	102	112	122	132	142	152
to (cm)	82	92	102	112	122	132	142	152	162
and is designed to fit upper chest of (cm)	74.5	84	94.5	102	108	115	122.5	130	137.5
A. Chest circumference (cm)	100	110	120	130	140	150	160	170	180
B. Upper arm circumference (cm)	36.5	39	42.5	45	47.5	50	51.5	54	56.5
C. Armhole depth (cm)	19	20	21.5	23	23.5	24	25.5	26.5	27.5
D. Body length to underarm (cm)	37	37	37	36.5	36.5	36.5	36	36	35.5
E. Sleeve length to underarm (cm)	48	48	47.5	47	46.5	46.5	46.5	46.5	46.5
F. Back neck width (cm)	17.5	20	21.5	21.5	22.5	22.5	24	24	24
G. Cross back width (cm)	50	55	57.5	57.5	60	61.5	62.5	62.5	64
H. Front neck drop (cm)	8.5	9	9	9	9	9	10	10	10
I. Back neck drop (cm)	5	5	5	5	5	5	5	5	5
J. Back length from neck to hem (cm)	51	52	53.5	54.5	55	55.5	56.5	57.5	58
K. Sleeve cuffs (cm)	20	20	21	21	22	22	23	23	24



Size	1	2	3	4	5	6	7	8	9
With the recommended ease of 7-11 in, this garment will fit full chest from (in)	28.25	32.25	36.25	40.25	44	48	52	56	59.75
to (in)	32.25	36.25	40.25	44	48	52	56	59.75	63.75
and is designed to fit upper chest of (in)	29.25	33	37.25	40.25	42.5	45.25	48.25	51.25	54.25
A. Chest circumference (in)	39.25	43.25	47.25	51.25	55	59	63	67	70.75
B. Upper arm circumference (in)	14.25	15.25	16.75	17.75	18.75	19.75	20.25	21.25	22.25
C. Armhole depth (in)	7.5	7.75	8.5	9	9.25	9.5	10	10.5	10.75
D. Body length to underarm (in)	14.5	14.5	14.5	14.25	14.25	14.25	14.25	14.25	14
E. Sleeve length to underarm (in)	19	19	18.75	18.5	18.25	18.25	18.25	18.25	18.25
F. Back neck width (in)	7	7.75	8.5	8.5	8.75	8.75	9.5	9.5	9.5
G. Cross back width (in)	19.75	21.75	22.75	22.75	23.5	24.25	24.5	24.5	25.25
H. Front neck drop (in)	3.25	3.5	3.5	3.5	3.5	3.5	4	4	4
I. Back neck drop (in)	2	2	2	2	2	2	2	2	2
J. Back length from neck to hem (in)	20	20.5	21	21.5	21.75	21.75	22.25	22.75	22.75
K. Sleeve cuffs (in)	7.75	7.75	8.25	8.25	8.75	8.75	9	9	9.5

[REDACTED]

[REDACTED]

[REDACTED]

[REDACTED]

[REDACTED]

[REDACTED]

[REDACTED]

[REDACTED]

[REDACTED]

[REDACTED]

[REDACTED]

[REDACTED]

[REDACTED]

[REDACTED]

[REDACTED]

[REDACTED]

[REDACTED]

[REDACTED]

[REDACTED]

[REDACTED]

[REDACTED]

[REDACTED]

[REDACTED]

[REDACTED]

[REDACTED]

[REDACTED]

[REDACTED]

[REDACTED]

[REDACTED]

[REDACTED]

[REDACTED]

[REDACTED]

[REDACTED]

[REDACTED]

[REDACTED]

[REDACTED]


[REDACTED]

[REDACTED]

[Redacted text block]

[Redacted text block]

[Redacted text block]





[Redacted text block]

[Redacted text block]

[Redacted text block]

[Redacted text block]

[Redacted text block]

[Redacted text block]

[Redacted text block]

[Redacted text block]

[Redacted text block]

[Redacted text block]

[Redacted text block]

[Redacted text block]

[Redacted text block]

[Redacted text block]

[Redacted text block]

[Redacted text block]

[Redacted text block]

[Redacted text block]

[Redacted text block]

[Redacted text block]

[Redacted text block]

[Redacted text block]

[Redacted text block]

[Redacted text block]

[Redacted text block]

[Redacted text block]

[Redacted text block]

[Redacted text block]

[Redacted text block]

[Redacted text block]

[Redacted text block]

[Redacted text block]

[Redacted text block]

[Redacted text block]

[Redacted text block]

[Redacted text block]

[Redacted text block]

[Redacted text block]

[Redacted text block]

[Redacted text block]

[Redacted text block]

[Redacted text block]

[Redacted text block]

[Redacted text block]

[Redacted text block containing multiple lines of instructions]

[Redacted text block containing multiple lines of instructions]

[Redacted text block]

[Redacted text block]

[Redacted text block]

[Redacted text block]

[Redacted text block]

[Redacted text block]

[Redacted text block]

[Redacted text block]

[Redacted text block]

[Redacted text block]

[Redacted text block]

[Redacted text block]

[Redacted text block]

[Redacted text block]

[Redacted text block]

[Redacted text block]

[Redacted text block]

[Redacted text block]

[Redacted text block]

[Redacted text block]

[Redacted text block]

[Redacted text block]

[Redacted text block]

[Redacted text block]

[Redacted text block]

[Redacted text block]

[Redacted text block]

[Redacted text block]

[Redacted text block]

[Redacted text block]

[Redacted text block]

[Redacted text block]

[Redacted text block]

[Redacted text block]

[Redacted text block]

[Redacted text block]

[Redacted text block]

[Redacted text block]

[Redacted text block]

[Redacted text block]

[Redacted text block]

[Redacted text block]

[Redacted text block]

[Redacted text block]

[Redacted text block]









Happy knitting!

[www.woodlandsknits.com](http://www.woodlandsknits.com) / Instagram: @woodlandsknits

---

Pattern support: [info@woodlandsknits.com](mailto:info@woodlandsknits.com)  
Pattern version: 1.0 Last revision: August 2024  
Tech editing: Janne ([pineforestknits.com](http://pineforestknits.com))